

Signify Classified - Internal
Cooper Lighting Solutions Photometric Lab
1121 Highway 74 South
Peachtree City, GA 30269



Scaled data based on original data using
LM-79-08 Approved Method: Electrical and Photometric Measurements of Solid-
State Lighting Products

Test Report Prepared for
Cooper Lighting Solutions
(formerly Eaton)

Brand: INVUE

Report Number: P869235

Luminaire Tested: **EMM2-HSN-SA2A-AMB-U-T3-HSS**

Issue Date: 08/22/2024



Test Information

Test Method: LM-79-08
Report Number: P869235
Test Lab: INNOVATION CENTER(G3)
Issue Date: 08/22/2024
Manufacturer: COOPER LIGHTING SOLUTIONS (FORMERLY EATON)
Product Line: INVUE
Catalog Number: EMM2-HSN-SA2A-AMB-U-T3-HSS
Description: EPIC MODERN SHORT HOUSING DISCRETE LED ARRAYS 30W 0CRI 1540K
FIXTURE w/ TYPE III DISTRIBUTION OPTIC AND HOUSE SIDE SHIELD
Light Source: (20) 1540K CCT, 0 CRI LEDS
Ballast/Driver: ELECTRONIC DRIVER

Summary

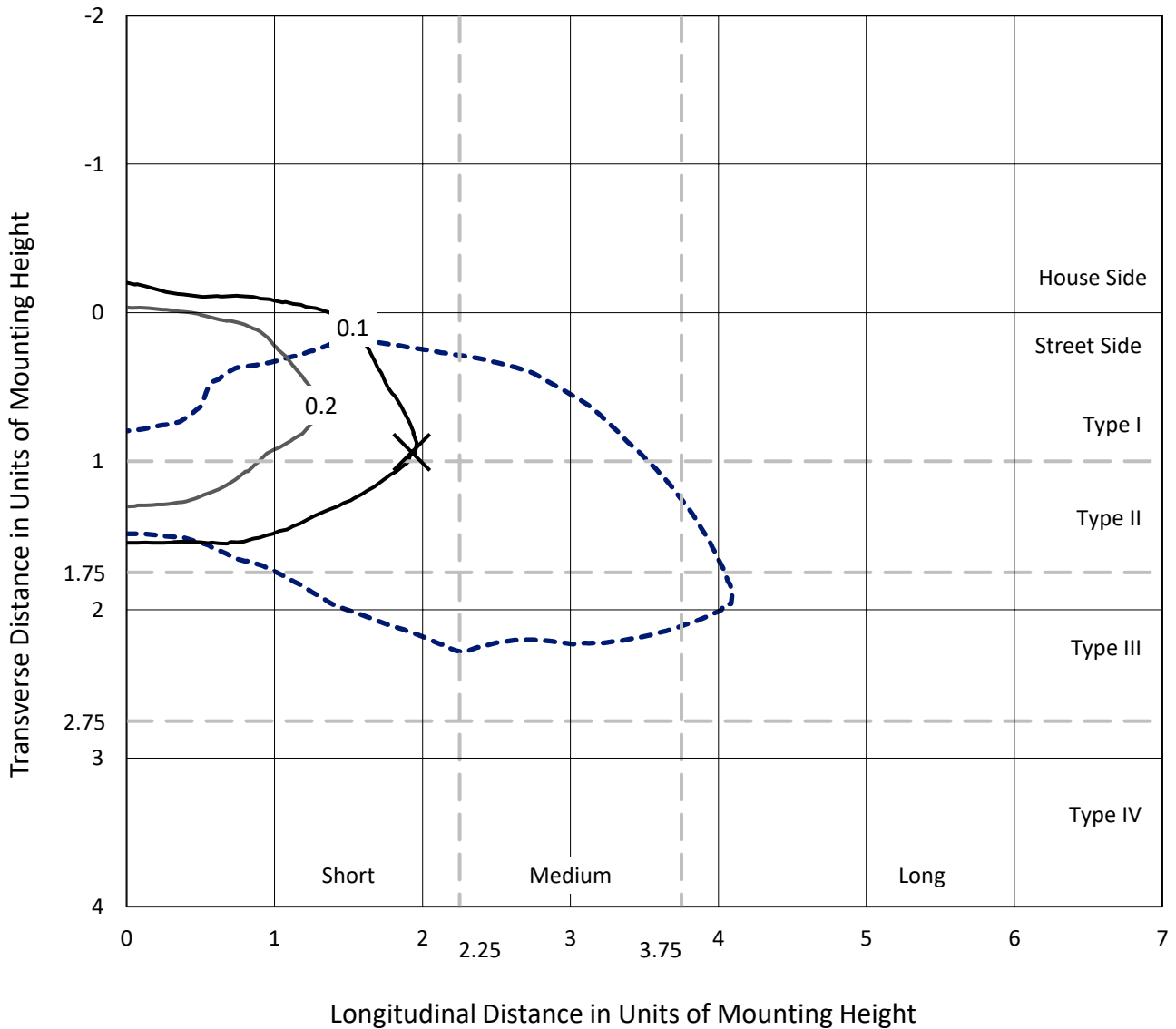
Lumens per Lamp: N/A
Luminaire Lumens: 749.6 lumens
Efficiency: N/A
Efficacy: 25.0 lumens/watt
Luminous Opening: Rectangular (W 0.67' x L: 0.33' x H: 0')
IES Classification: Type III - Short
BUG Rating: B0 - U0 - G1

Input Watts (W): 30
Input Voltage (V): 120
Input Current (A_{in}): NR
Voltage Rise (V): NR
Power Factor: 0.98
Total Harmonic Distortion (THDi): 9.04%
Frequency (hertz): 60
Stabilization Time: NR
Operation Time: NR
Ambient Temperature (°C): NR
Test Distance: 24 FT

REPORT NUMBER: P869235
 CATALOG NUMBER: EMM2-HSN-SA2A-AMB-U-T3-HSS

Iso-Footcandle Lines of Horizontal Illumination

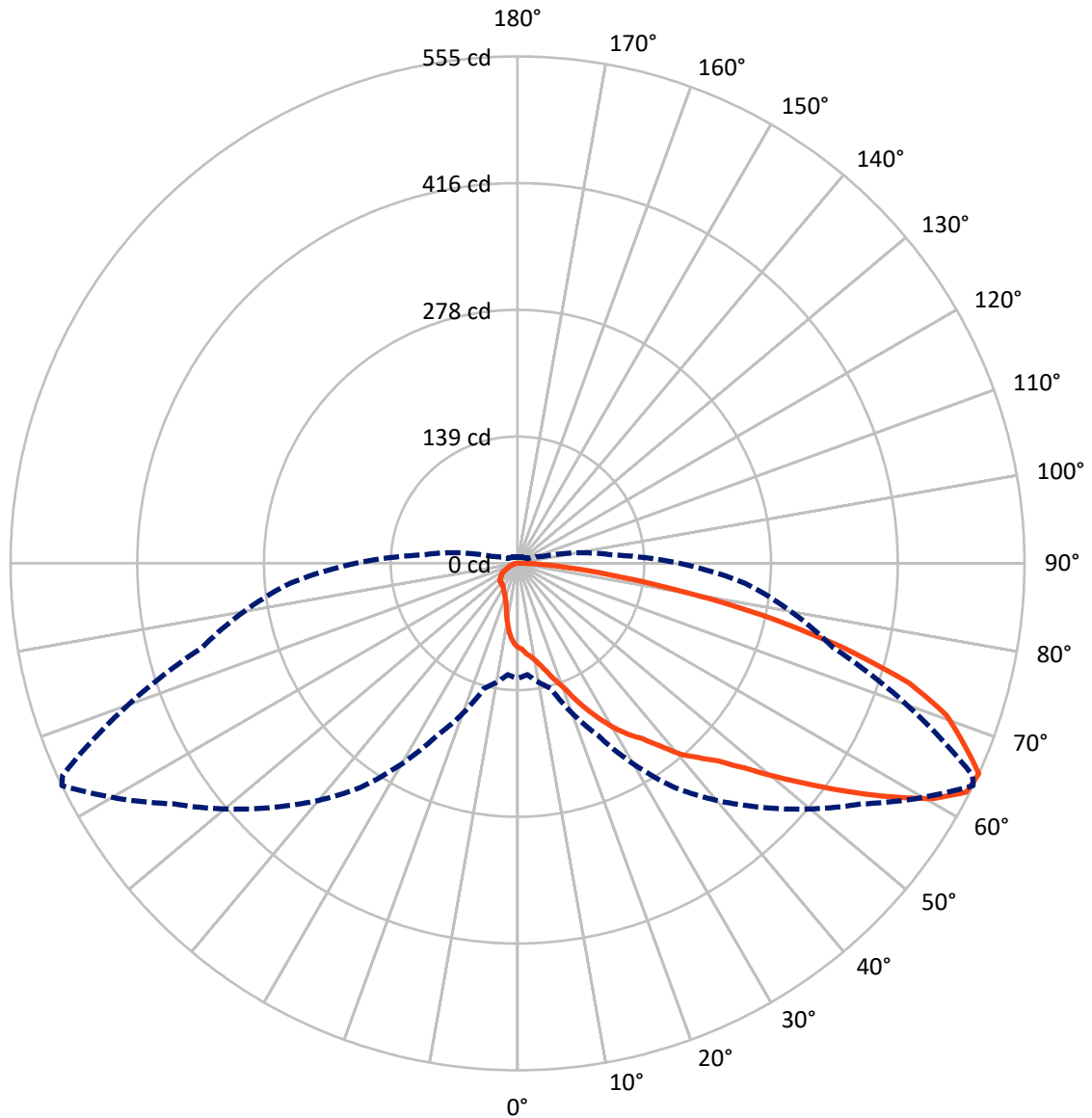
× Max cd
 - - - 1/2 Max cd



Based on 20 foot mounting height. Maximum calculated value = 0.5 fc
 Type III - Short - N/A

REPORT NUMBER: P869235
CATALOG NUMBER: EMM2-HSN-SA2A-AMB-U-T3-HSS

Luminous Intensity Polar Plot



— Vertical Plane Through 64-Deg Lateral - - - Horizontal Cone Through 65-Deg Vertical

REPORT NUMBER: P869235
 CATALOG NUMBER: EMM2-HSN-SA2A-AMB-U-T3-HSS

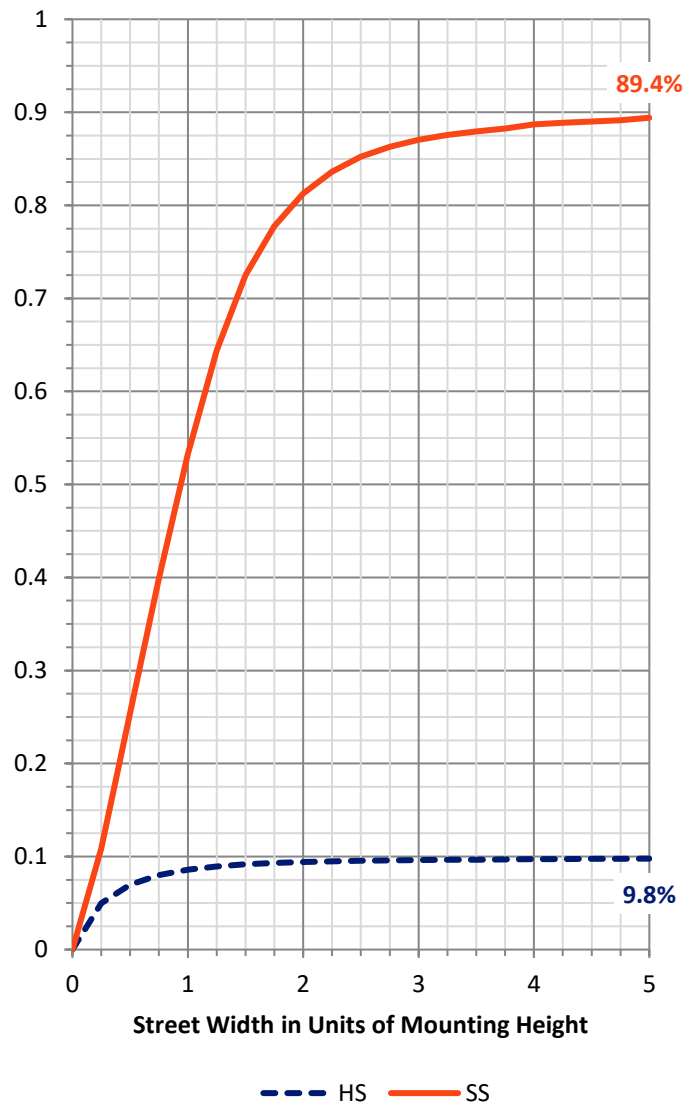
FLUX DISTRIBUTION:

		Downward	Upward	Total
House Side	Lumens	74.3	0.0	74.3
	% Fixture	9.9	0.0	9.9
Street Side	Lumens	675.3	0.0	675.3
	% Fixture	90.1	0.0	90.1
Total	Lumens	749.6	0.0	749.6
	% Fixture	100.0	0.0	100.0

Coefficient of Utilization

ZONAL LUMENS:

Zone	Lumens	% Fixture
0°-10°	8.5	1.1
10°-20°	29.5	3.9
20°-30°	54.2	7.2
30°-40°	84.4	11.3
40°-50°	130.1	17.4
50°-60°	169.7	22.6
60°-70°	161.2	21.5
70°-80°	93.6	12.5
80°-90°	18.4	2.5
90°-100°	0.0	0.0
100°-110°	0.0	0.0
110°-120°	0.0	0.0
120°-130°	0.0	0.0
130°-140°	0.0	0.0
140°-150°	0.0	0.0
150°-160°	0.0	0.0
160°-170°	0.0	0.0
170°-180°	0.0	0.0
0°-90°	749.6	100.0
0°-180°	749.6	100.0



REPORT NUMBER: P869235

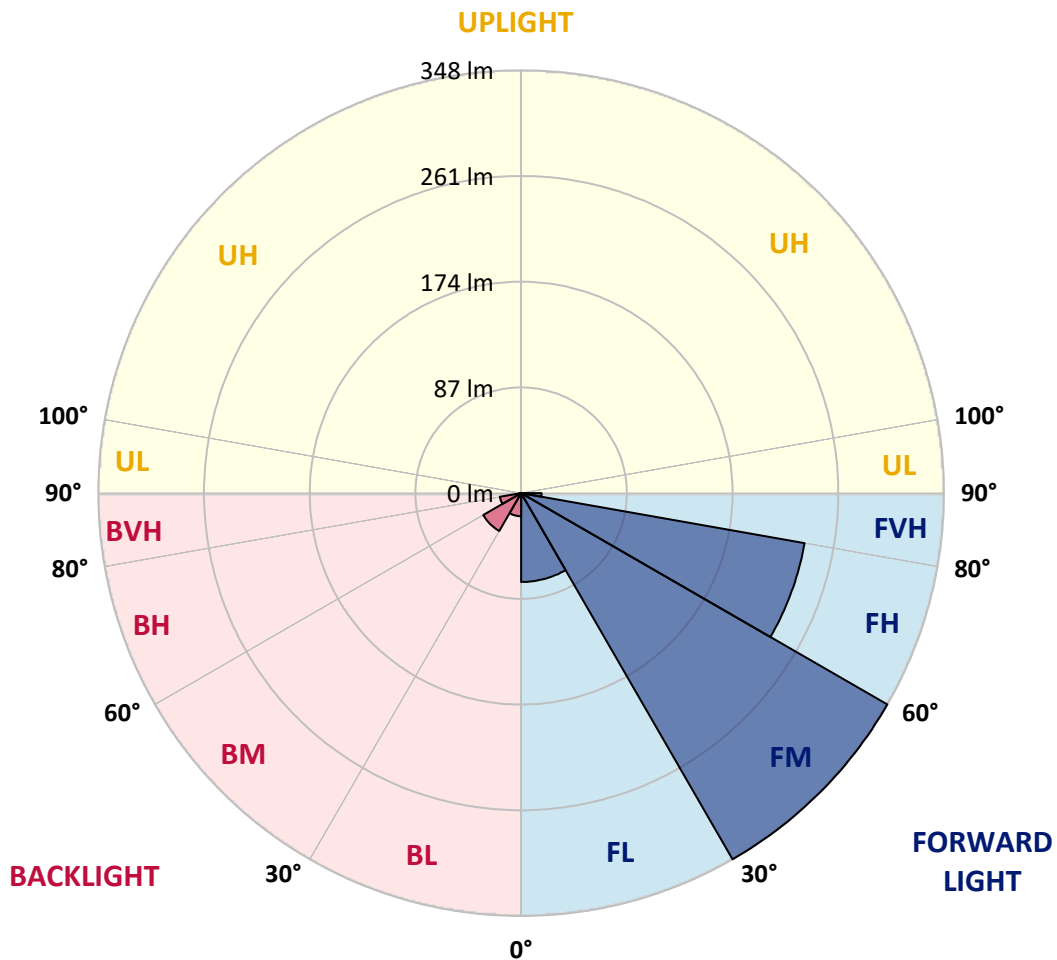
CATALOG NUMBER: EMM2-HSN-SA2A-AMB-U-T3-HSS

LUMINAIRE CLASSIFICATION SYSTEM LUMEN TABLE AND BUG RATING:

Zone	Lumens	% Fixture	Zone Rating/Lumen Limit		
			B	U	G
FL (0°-30°)	73.2	9.8			
FM (30°-60°)	348.2	46.5			
FH (60°-80°)	237.0	31.6			G0/660
FVH (80°-90°)	16.8	2.2			G1/100
BL (0°-30°)	19.0	2.5	B0/110		
BM (30°-60°)	36.0	4.8	B0/220		
BH (60°-80°)	17.8	2.4	B0/110		G0/110
BVH (80°-90°)	1.5	0.2			G0/10
UL (90°-100°)	0.0	0.0		U0/0	
UH (100°-180°)	0.0	0.0		U0/0	

BUG Rating: B0-U0-G1

Type III Short





REPORT NUMBER: P869235

CATALOG NUMBER: EMM2-HSN-SA2A-AMB-U-T3-HSS

CANDELA DISTRIBUTION (FULL):

	0°	5°	15°	25°	35°	45°	55°	64°	65°	75°	85°
0°	92.2	92.2	92.2	92.2	92.2	92.2	92.2	92.2	92.2	92.2	92.2
2.5°	97.5	99.3	97.5	97.5	97.5	97.5	95.8	94.0	95.8	94.0	92.2
5°	108.2	108.2	106.4	106.4	104.6	102.9	101.1	99.3	97.5	95.8	94.0
7.5°	127.7	125.9	124.1	122.4	117.0	111.7	106.4	102.9	102.9	99.3	95.8
10°	157.8	156.1	152.5	145.4	136.5	125.9	115.3	108.2	106.4	101.1	97.5
12.5°	184.4	186.2	182.7	175.6	161.4	143.6	125.9	115.3	113.5	104.6	99.3
15°	207.5	207.5	203.9	198.6	186.2	164.9	141.9	124.1	122.4	108.2	101.1
17.5°	214.6	214.6	216.3	214.6	205.7	188.0	159.6	134.8	131.2	113.5	102.9
20°	214.6	214.6	216.3	221.7	221.7	207.5	177.3	145.4	143.6	118.8	106.4
22.5°	212.8	212.8	216.3	221.7	228.8	223.4	196.8	161.4	156.1	125.9	111.7
25°	212.8	212.8	218.1	223.4	232.3	232.3	214.6	177.3	172.0	133.0	117.0
27.5°	216.3	218.1	221.7	225.2	235.9	239.4	227.0	193.3	188.0	141.9	120.6
30°	225.2	227.0	228.8	230.5	242.9	246.5	237.6	209.3	203.9	150.7	127.7
32.5°	237.6	239.4	241.2	239.4	250.0	253.6	248.3	223.4	219.9	163.1	138.3
35°	246.5	250.0	253.6	251.8	258.9	264.2	262.5	235.9	234.1	179.1	149.0
37.5°	258.9	260.7	264.2	260.7	264.2	274.9	280.2	253.6	250.0	196.8	161.4
40°	289.1	292.6	294.4	278.4	273.1	285.5	297.9	274.9	271.3	214.6	177.3
42.5°	321.0	321.0	328.1	308.6	290.8	299.7	317.4	290.8	285.5	227.0	184.4
45°	344.0	344.0	351.1	328.1	322.7	315.7	336.9	308.6	305.0	241.2	196.8
47.5°	365.3	358.2	354.7	345.8	356.4	333.4	360.0	335.2	329.8	257.1	212.8
50°	374.2	368.9	370.6	361.8	370.6	356.4	383.0	367.1	361.8	274.9	228.8
52.5°	363.5	360.0	372.4	375.9	375.9	370.6	406.1	402.5	395.5	292.6	246.5
55°	308.6	313.9	344.0	372.4	375.9	379.5	427.4	441.6	432.7	310.3	257.1
57.5°	232.3	234.1	271.3	352.9	372.4	388.4	450.4	482.3	473.5	329.8	262.5
60°	193.3	193.3	207.5	306.8	360.0	393.7	468.2	523.1	514.3	344.0	260.7
62.5°	168.5	168.5	182.7	248.3	333.4	390.1	477.0	551.5	542.6	352.9	255.4
65°	125.9	122.4	141.9	207.5	299.7	377.7	459.3	555.1	549.7	358.2	250.0
67.5°	92.2	90.4	97.5	170.2	271.3	354.7	425.6	526.7	528.5	361.8	246.5
70°	70.9	70.9	74.5	109.9	227.0	319.2	363.5	498.3	508.9	354.7	235.9
72.5°	53.2	53.2	58.5	74.5	164.9	283.7	321.0	448.7	466.4	319.2	200.4
75°	40.8	40.8	44.3	53.2	102.9	202.2	289.1	367.1	384.8	255.4	157.8
77.5°	31.9	33.7	35.5	40.8	56.7	113.5	219.9	274.9	276.6	184.4	118.8
80°	26.6	28.4	28.4	31.9	39.0	60.3	133.0	175.6	184.4	117.0	74.5
82.5°	23.1	23.1	24.8	26.6	28.4	37.2	67.4	99.3	99.3	63.8	40.8
85°	16.0	17.7	17.7	21.3	21.3	24.8	37.2	49.7	51.4	35.5	17.7
87.5°	8.9	8.9	12.4	12.4	12.4	16.0	19.5	19.5	21.3	16.0	5.3
90°	0.0	0.0	0.0	0.0	0.0	0.0	0.0	0.0	0.0	0.0	0.0



REPORT NUMBER: P869235

CATALOG NUMBER: EMM2-HSN-SA2A-AMB-U-T3-HSS

CANDELA DISTRIBUTION (continued):

	90°	95°	105°	115°	125°	135°	145°	155°	165°	175°	180°
0°	92.2	92.2	92.2	92.2	92.2	92.2	92.2	92.2	92.2	92.2	92.2
2.5°	92.2	92.2	90.4	88.7	86.9	85.1	83.3	83.3	81.6	83.3	81.6
5°	94.0	90.4	86.9	83.3	78.0	72.7	69.2	65.6	63.8	62.1	62.1
7.5°	94.0	90.4	85.1	76.3	67.4	58.5	53.2	49.7	47.9	47.9	47.9
10°	94.0	90.4	79.8	67.4	55.0	47.9	44.3	42.6	42.6	40.8	40.8
12.5°	95.8	90.4	74.5	58.5	46.1	40.8	39.0	39.0	39.0	39.0	39.0
15°	95.8	88.7	69.2	49.7	40.8	39.0	37.2	37.2	35.5	37.2	37.2
17.5°	97.5	88.7	63.8	44.3	37.2	35.5	35.5	33.7	33.7	33.7	33.7
20°	99.3	88.7	56.7	40.8	35.5	33.7	33.7	31.9	31.9	31.9	31.9
22.5°	102.9	88.7	53.2	37.2	33.7	31.9	30.1	30.1	30.1	30.1	30.1
25°	106.4	88.7	47.9	35.5	31.9	30.1	28.4	26.6	26.6	26.6	26.6
27.5°	109.9	88.7	44.3	33.7	30.1	26.6	26.6	24.8	24.8	24.8	24.8
30°	115.3	88.7	42.6	31.9	26.6	24.8	23.1	23.1	23.1	23.1	23.1
32.5°	120.6	90.4	40.8	30.1	26.6	23.1	21.3	21.3	21.3	21.3	21.3
35°	131.2	94.0	40.8	30.1	24.8	21.3	19.5	19.5	19.5	19.5	19.5
37.5°	140.1	99.3	42.6	28.4	23.1	21.3	19.5	17.7	17.7	17.7	17.7
40°	152.5	102.9	44.3	28.4	23.1	19.5	17.7	17.7	17.7	16.0	16.0
42.5°	154.3	97.5	42.6	28.4	21.3	17.7	17.7	16.0	16.0	16.0	16.0
45°	161.4	99.3	42.6	28.4	21.3	17.7	16.0	16.0	14.2	14.2	14.2
47.5°	172.0	102.9	40.8	26.6	21.3	16.0	16.0	14.2	14.2	14.2	14.2
50°	182.7	104.6	40.8	24.8	19.5	16.0	14.2	12.4	12.4	12.4	12.4
52.5°	191.5	106.4	39.0	23.1	19.5	14.2	14.2	12.4	12.4	12.4	12.4
55°	198.6	106.4	39.0	21.3	17.7	14.2	12.4	10.6	10.6	10.6	10.6
57.5°	200.4	108.2	37.2	21.3	16.0	12.4	10.6	10.6	8.9	8.9	8.9
60°	196.8	109.9	35.5	17.7	14.2	10.6	10.6	8.9	8.9	8.9	8.9
62.5°	188.0	108.2	31.9	14.2	12.4	10.6	8.9	8.9	7.1	7.1	7.1
65°	177.3	104.6	28.4	12.4	10.6	8.9	8.9	7.1	7.1	7.1	7.1
67.5°	164.9	97.5	23.1	10.6	10.6	8.9	7.1	7.1	5.3	5.3	5.3
70°	154.3	85.1	16.0	8.9	8.9	7.1	7.1	5.3	5.3	5.3	5.3
72.5°	131.2	67.4	10.6	7.1	7.1	7.1	5.3	5.3	5.3	5.3	5.3
75°	106.4	44.3	8.9	5.3	5.3	5.3	5.3	5.3	3.5	3.5	3.5
77.5°	74.5	26.6	7.1	5.3	5.3	5.3	3.5	3.5	3.5	3.5	3.5
80°	37.2	14.2	5.3	3.5	3.5	3.5	3.5	3.5	3.5	3.5	3.5
82.5°	17.7	7.1	3.5	3.5	3.5	3.5	3.5	3.5	5.3	3.5	3.5
85°	8.9	3.5	1.8	1.8	3.5	3.5	3.5	3.5	3.5	3.5	3.5
87.5°	3.5	1.8	1.8	1.8	1.8	0.0	0.0	0.0	0.0	0.0	0.0
90°	0.0	0.0	0.0	0.0	0.0	0.0	0.0	0.0	0.0	0.0	0.0

LM-79-2019: Approved Method: Electrical and Photometric Measurements of Solid-
State Lighting Products

Report Prepared for

Cooper Lighting Solutions

Streetworks

Report Number: SP1-2407-157-1

Test Date: 08/06/2024

Luminaire Tested: MEM2-HTN-SA-45-AMB-U-5WQ-2

Data in this report applies to families of products including MEM2-HTN-SA-45-AMB-U-5WQ-2

Test Information

Test Method: LM-79-2019
 Report Number: SP1-2407-157-1
 Test Lab: COOPER LIGHTING SOLUTIONS
 Photometer: SP1 - 76IN SPHERE
 Measurement Geometry: 4π
 Issue Date: 08/20/2024
 Manufacturer: COOPER LIGHTING SOLUTIONS
 Product Line: Streetworks
 Catalog Number: **MEM2-HTN-SA-45-AMB-U-5WQ-2**
 Description: Epic Modern Light Square 45W 5WQ Optic and Flare Trim AMBER LED

Spectral Parameters

CCT (K): 1538
 CIE u': 0.3530
 CIE v': 0.5469
 Duv: 0.0116
 CIE x: 0.5918
 CIE y: 0.4076
 CIE z: 0.0006
 Peak Wavelength (nm): 597
 Dominant Wavelength (nm): 592
 Purity: 99.98881
 R_f: 1.1
 R_g: 0

CRI (Ra):	-21.8		
R1:	-34.3	R9:	-386.6
R2:	52.3	R10:	28.9
R3:	17.0	R11:	-95.5
R4:	-68.4	R12:	-10.5
R5:	-40.8	R13:	-15.5
R6:	41.5	R14:	45.9
R7:	-7.2	R15:	-67.7
R8:	-134.5		



Test Conditions

Stabilization Time: 20M
 Operation Time: 1H 20M
 Sphere Temperature (°C): 24.2

REPORT NUMBER: SP1-2407-157-1

Measurement and Test Equipment			
Instrument	Identification Number	Calibration Date	Calibration Due Date
Photometer	IN0058	6/18/2024	12/18/2024
Power Meter	INXT2011004	2/8/2024	2/8/2025
AC Power Source	IN0063	10/24/2023	10/24/2024
DC Power Source	IN0208	10/24/2023	10/24/2024
Sphere Thermometer	IN0085	10/24/2023	10/24/2024
Room Thermometer	IN0046	10/24/2023	10/24/2024

REPORT NUMBER: SP1-2407-157-1

CIE 1931 Chromaticity Diagram



CIE 1931 Chromaticity Diagram with 2017 ANSI 7-Step and 4-Step Quadrangles



CCT = 1538K
 CIE x = 0.5918
 CIE y = 0.4076
 Duv = 0.0116

Point lies outside the range

REPORT NUMBER: SP1-2407-157-1

Photopic Flux vs. Wavelength



Photopic Lumens: NR

λ (nm)	Power W [^] /nm	Lumens (φ/nm)	λ (nm)	Power W [^] /nm	Lumens (φ/nm)	λ (nm)	Power W [^] /nm	Lumens (φ/nm)	λ (nm)	Power W [^] /nm	Lumens (φ/nm)	λ (nm)	Power W [^] /nm	Lumens (φ/nm)
360	0	NR	490	0	NR	620	30	NR	750	0	NR	880	0	NR
365	0	NR	495	0	NR	625	13	NR	755	0	NR	885	0	NR
370	0	NR	500	0	NR	630	6	NR	760	0	NR	890	0	NR
375	0	NR	505	0	NR	635	3	NR	765	0	NR	895	0	NR
380	0	NR	510	0	NR	640	2	NR	770	0	NR	900	0	NR
385	0	NR	515	0	NR	645	1	NR	775	0	NR	905	0	NR
390	0	NR	520	0	NR	650	1	NR	780	0	NR	910	0	NR
395	0	NR	525	0	NR	655	0	NR	785	0	NR	915	0	NR
400	0	NR	530	0	NR	660	0	NR	790	0	NR	920	0	NR
405	0	NR	535	1	NR	665	0	NR	795	0	NR	925	0	NR
410	0	NR	540	1	NR	670	0	NR	800	0	NR	930	0	NR
415	0	NR	545	3	NR	675	0	NR	805	0	NR	935	0	NR
420	0	NR	550	5	NR	680	0	NR	810	0	NR	940	0	NR
425	0	NR	555	10	NR	685	0	NR	815	0	NR	945	0	NR
430	0	NR	560	19	NR	690	0	NR	820	0	NR	950	0	NR
435	0	NR	565	34	NR	695	0	NR	825	0	NR	955	0	NR
440	0	NR	570	63	NR	700	0	NR	830	0	NR	960	0	NR
445	0	NR	575	113	NR	705	0	NR	835	0	NR	965	0	NR
450	0	NR	580	199	NR	710	0	NR	840	0	NR	970	0	NR
455	0	NR	585	352	NR	715	0	NR	845	0	NR	975	0	NR
460	0	NR	590	614	NR	720	0	NR	850	0	NR	980	0	NR
465	0	NR	595	954	NR	725	0	NR	855	0	NR	985	0	NR
470	0	NR	600	837	NR	730	0	NR	860	0	NR	990	0	NR
475	0	NR	605	417	NR	735	0	NR	865	0	NR	995	0	NR
480	0	NR	610	179	NR	740	0	NR	870	0	NR	1000	0	NR
485	0	NR	615	69	NR	745	0	NR	875	0	NR			

REPORT NUMBER: SP1-2407-157-1

Scotopic Flux vs. Wavelength



Scotopic Lumens: NR

S/P: 0.22

λ (nm)	Power W [^] /nm	Lumens (φ/nm)	λ (nm)	Power W [^] /nm	Lumens (φ/nm)	λ (nm)	Power W [^] /nm	Lumens (φ/nm)	λ (nm)	Power W [^] /nm	Lumens (φ/nm)	λ (nm)	Power W [^] /nm	Lumens (φ/nm)
360	0	NR	490	0	NR	620	30	NR	750	0	NR	880	0	NR
365	0	NR	495	0	NR	625	13	NR	755	0	NR	885	0	NR
370	0	NR	500	0	NR	630	6	NR	760	0	NR	890	0	NR
375	0	NR	505	0	NR	635	3	NR	765	0	NR	895	0	NR
380	0	NR	510	0	NR	640	2	NR	770	0	NR	900	0	NR
385	0	NR	515	0	NR	645	1	NR	775	0	NR	905	0	NR
390	0	NR	520	0	NR	650	1	NR	780	0	NR	910	0	NR
395	0	NR	525	0	NR	655	0	NR	785	0	NR	915	0	NR
400	0	NR	530	0	NR	660	0	NR	790	0	NR	920	0	NR
405	0	NR	535	1	NR	665	0	NR	795	0	NR	925	0	NR
410	0	NR	540	1	NR	670	0	NR	800	0	NR	930	0	NR
415	0	NR	545	3	NR	675	0	NR	805	0	NR	935	0	NR
420	0	NR	550	5	NR	680	0	NR	810	0	NR	940	0	NR
425	0	NR	555	10	NR	685	0	NR	815	0	NR	945	0	NR
430	0	NR	560	19	NR	690	0	NR	820	0	NR	950	0	NR
435	0	NR	565	34	NR	695	0	NR	825	0	NR	955	0	NR
440	0	NR	570	63	NR	700	0	NR	830	0	NR	960	0	NR
445	0	NR	575	113	NR	705	0	NR	835	0	NR	965	0	NR
450	0	NR	580	199	NR	710	0	NR	840	0	NR	970	0	NR
455	0	NR	585	352	NR	715	0	NR	845	0	NR	975	0	NR
460	0	NR	590	614	NR	720	0	NR	850	0	NR	980	0	NR
465	0	NR	595	954	NR	725	0	NR	855	0	NR	985	0	NR
470	0	NR	600	837	NR	730	0	NR	860	0	NR	990	0	NR
475	0	NR	605	417	NR	735	0	NR	865	0	NR	995	0	NR
480	0	NR	610	179	NR	740	0	NR	870	0	NR	1000	0	NR
485	0	NR	615	69	NR	745	0	NR	875	0	NR			

REPORT NUMBER: SP1-2407-157-1

Melanopic Flux vs. Wavelength



Melanopic Lumens: NR

M/P: 0.12

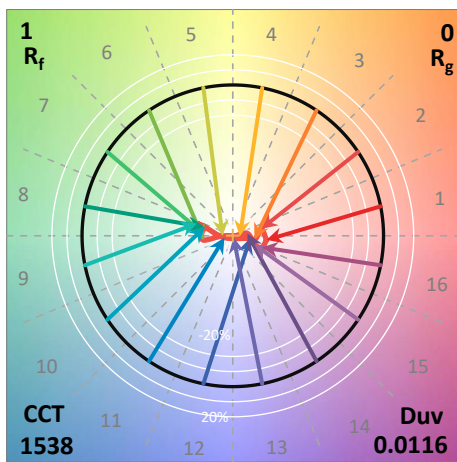
λ (nm)	Power W [^] /nm	Lumens (φ/nm)	λ (nm)	Power W [^] /nm	Lumens (φ/nm)	λ (nm)	Power W [^] /nm	Lumens (φ/nm)	λ (nm)	Power W [^] /nm	Lumens (φ/nm)	λ (nm)	Power W [^] /nm	Lumens (φ/nm)
360	0	NR	490	0	NR	620	30	NR	750	0	NR	880	0	NR
365	0	NR	495	0	NR	625	13	NR	755	0	NR	885	0	NR
370	0	NR	500	0	NR	630	6	NR	760	0	NR	890	0	NR
375	0	NR	505	0	NR	635	3	NR	765	0	NR	895	0	NR
380	0	NR	510	0	NR	640	2	NR	770	0	NR	900	0	NR
385	0	NR	515	0	NR	645	1	NR	775	0	NR	905	0	NR
390	0	NR	520	0	NR	650	1	NR	780	0	NR	910	0	NR
395	0	NR	525	0	NR	655	0	NR	785	0	NR	915	0	NR
400	0	NR	530	0	NR	660	0	NR	790	0	NR	920	0	NR
405	0	NR	535	1	NR	665	0	NR	795	0	NR	925	0	NR
410	0	NR	540	1	NR	670	0	NR	800	0	NR	930	0	NR
415	0	NR	545	3	NR	675	0	NR	805	0	NR	935	0	NR
420	0	NR	550	5	NR	680	0	NR	810	0	NR	940	0	NR
425	0	NR	555	10	NR	685	0	NR	815	0	NR	945	0	NR
430	0	NR	560	19	NR	690	0	NR	820	0	NR	950	0	NR
435	0	NR	565	34	NR	695	0	NR	825	0	NR	955	0	NR
440	0	NR	570	63	NR	700	0	NR	830	0	NR	960	0	NR
445	0	NR	575	113	NR	705	0	NR	835	0	NR	965	0	NR
450	0	NR	580	199	NR	710	0	NR	840	0	NR	970	0	NR
455	0	NR	585	352	NR	715	0	NR	845	0	NR	975	0	NR
460	0	NR	590	614	NR	720	0	NR	850	0	NR	980	0	NR
465	0	NR	595	954	NR	725	0	NR	855	0	NR	985	0	NR
470	0	NR	600	837	NR	730	0	NR	860	0	NR	990	0	NR
475	0	NR	605	417	NR	735	0	NR	865	0	NR	995	0	NR
480	0	NR	610	179	NR	740	0	NR	870	0	NR	1000	0	NR
485	0	NR	615	69	NR	745	0	NR	875	0	NR			

Summary

$R_f = 1.1$
 $R_g = 0$
 $CIE R_a = -21.8$
 $R_g = -386.6$



Color Vector Graphics



Individual Sample Fidelity Index ($R_{f,i}$)

CES01 = 90	CES26 = 0	CES51 = 17	CES76 = 0
CES02 = 70	CES27 = 32	CES52 = 2	CES77 = 0
CES03 = 31	CES28 = 24	CES53 = 0	CES78 = 0
CES04 = 77	CES29 = 1	CES54 = 12	CES79 = 2
CES05 = 52	CES30 = 31	CES55 = 6	CES80 = 1
CES06 = 56	CES31 = 1	CES56 = 0	CES81 = 0
CES07 = 41	CES32 = 0	CES57 = 0	CES82 = 50
CES08 = 38	CES33 = 21	CES58 = 0	CES83 = 21
CES09 = 29	CES34 = 0	CES59 = 9	CES84 = 54
CES10 = 87	CES35 = 23	CES60 = 60	CES85 = 9
CES11 = 70	CES36 = 77	CES61 = 13	CES86 = 0
CES12 = 76	CES37 = 5	CES62 = 53	CES87 = 2
CES13 = 47	CES38 = 41	CES63 = 68	CES88 = 1
CES14 = 77	CES39 = 75	CES64 = 0	CES89 = 0
CES15 = 74	CES40 = 49	CES65 = 0	CES90 = 2
CES16 = 49	CES41 = 75	CES66 = 0	CES91 = 57
CES17 = 56	CES42 = 0	CES67 = 0	CES92 = 0
CES18 = 60	CES43 = 0	CES68 = 0	CES93 = 2
CES19 = 80	CES44 = 95	CES69 = 27	CES94 = 0
CES20 = 71	CES45 = 1	CES70 = 0	CES95 = 0
CES21 = 94	CES46 = 5	CES71 = 0	CES96 = 2
CES22 = 87	CES47 = 70	CES72 = 42	CES97 = 1
CES23 = 94	CES48 = 0	CES73 = 0	CES98 = 0
CES24 = 95	CES49 = 5	CES74 = 62	CES99 = 0
CES25 = 79	CES50 = 9	CES75 = 0	



Color Rendition by Hue-Angle Bin



Measure Comparisons



(END OF REPORT)